



## Thank you for using Motion Concepts eForms.

Motion Concepts is pleased to offer you an upgraded solution to your ordering process. Our enhanced order forms allow you to fill out a form electronically, print and fax the form, save and email\* it to Customer Service, or maintain the business practices that work for you today. The format has been revised to reveal a cleaner look with electronic selection and input functions.



### Adobe Acrobat Reader DC

\* Interactive functions of our new forms work best with the latest version of Adobe Acrobat Reader DC visit <https://get.adobe.com/reader/> to download and install on your PC or Mac or visit Google Play/ iTunes to download the Adobe Acrobat Reader DC app for your device.

#### Save

Adobe Acrobat Reader DC allows you to save this form with your content - to complete later or use as a starting point for your next form. Please note that content must be added and saved in Acrobat - saving content from completed forms in the browser may not be possible.

SAVE

#### Submit

Adobe Acrobat Reader DC allows you to submit this form electronically via your email client.

Simply click the submit button below and step through the simple process.

SUBMIT

CLEAR FORM

#### Print

If you do not have access to Adobe Acrobat Reader DC simply print this form and complete it by hand and fax it to our Customer Service Department at:

905-695-0583

PRINT FORM

PRINT FORM

SAVE

CLEAR FORM

**REQUIRED INFORMATION**

Quote  Order

Date of Order: \_\_\_\_\_ Dealer Account #: \_\_\_\_\_

Dealer Name: \_\_\_\_\_

PO #: \_\_\_\_\_ Tag \_\_\_\_\_

Purchasing Contact: \_\_\_\_\_

Phone: \_\_\_\_\_ Fax: \_\_\_\_\_

E-mail: \_\_\_\_\_

RTS/Therapist: \_\_\_\_\_

Ship to Address: \_\_\_\_\_

City: \_\_\_\_\_ Province: \_\_\_\_\_

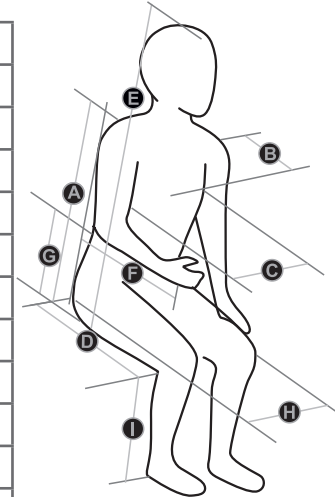
Postal Code: \_\_\_\_\_ Client Gender:  M  F

Special Client Conditions: \_\_\_\_\_

**REQUIRED MEASUREMENTS**

To ensure system is accurately configured please fill in all REQUIRED\* measurements

Client Height*	
Client Weight (lbs)*	
A. Seat to Shoulder	
B. Trunk Depth	
C. Chest Width	
D. Knee to Back	
E. Seat to Top of Head	
F. Back to Joystick	
G. Seat to Elbow	
H. Hip Width	
I. Knee to Heel*	
Cushion Thickness	



Customer Service: 1.866.748.7943 | Fax: 1.905.669.0583 | www.motionconcepts.com

**INVACARE POWER BASES**

- IFX-20 AVIVA FX Base .....\$7,995
- Select STF<sup>(1)</sup>:
  - SLOW  16.75"<sup>(2)</sup> ..... \$250
  - ALOW  17.25"
  - AMED  18.25"
  - ATALL  19.25"

1. Seat-to-floor height is measured at the front of the seat pan based on a standard seat size.

**USER WEIGHT LIMITS**

- U250 Weight Capacity up to 250 lbs<sup>(1)</sup> .....STD
- U300 Weight Capacity up to 300 lbs .....STD

1. Required for Elevate Systems.

**PERFORMANCE MOTORS**

**CLIENT COST**

- HSMTR Performance Motors - 7.5 mph<sup>(1)</sup> .....\$995
1. Must order 24TRY Battery Tray Type

**TRANSPORT TIE DOWN**

- TRBKTS Wheelchar Transport Brackets<sup>(1)</sup> .....STD
1. For unoccupied use only

**TIRE OPTIONS**

- AB1431-3 14" x 3" Black Tire with Gel Foam Inserts .....STD

**CASTOR OPTIONS**

- AB1228-3 8" x 2.5" Black Casters w/Solid Inlay .....N/C

**BATTERY TRAY TYPE**

- GP24 Group 24 Battery Box .....N/C

**FRAME FINISH**

- 170P Obsidian Black **AADL COLOUR** .....N/C
- 171P Ruby Red .....N/C
- 172P Peacock Blue **AADL COLOUR** ..... N/C
- 173P Pink Flamingo .....N/C
- 174P Purple Passion ..... N/C
- 175P Denim Navy **AADL COLOUR** .....N/C
- 176P Lime Twist .....N/C
- 177P Arctic Blue .....N/C

**RIM INSERT COLORS - MUST PICK ONE**

- 170PR Obsidian Black .....N/C
- 171PR Ruby Red .....N/C
- 172PR Peacock Blue ..... N/C
- 173PR Pink Flamingo .....N/C
- 174PR Purple Passion ..... N/C
- 175PR Denim Navy .....N/C
- 176PR Lime Twist .....N/C
- 177PR Arctic Blue .....N/C
- 178PR Banana Split .....N/C
- 179PR Orange Marmalade N/C
- 180PR Morning Mist .....N/C

Dealer Name: \_\_\_\_\_

Dealer Account Number: \_\_\_\_\_

PO #: \_\_\_\_\_

Tag: \_\_\_\_\_

### LIGHTS AND INDICATORS

**CLIENT COST**

LIGHTS LED Lights and Indicators<sup>(1)</sup> .....\$995

1. Must order REM216, REM400 or REM500

### CONTROLLERS

EXPC Expandable Controller .....ST/D

PWH Harness Required for Expandable System ..... N/C

GTRAC-LX LINX G-TRAC Module..... \$1,200

### EXPANDABLE DRIVE CONTROL

REM211 LED Expandable Remote/Joystick<sup>(1)(2)</sup> ..... \$875  
Three drive functions, control of up to 6 actuators through the drive control. Not for use with specialty controls.

REM216 LED Expandable Remote/Joystick with Lights<sup>(2)(3)</sup> .....\$875  
Three drive functions, control of up to 6 actuators through the drive control and light operation. Not for use with specialty controls.

REM400 Colour 3.5" Touch Screen Remote/Joystick<sup>(2)(4)(5)</sup> ..... \$1,100

SW400TGL Toggle Kit for REM400<sup>(6)</sup> .....\$200

REM500 LINX Colour 3.5" Touch Screen Display Only - No Driver Control<sup>(2)(3)(4)</sup> ..... \$1,100

Select mounting position

R5MR Right

R5ML Left

1. Not available with lights and indicators
2. Must choose EXPC Expandable Controller and PWH Harness.
3. Must choose lighting package separately.
4. Can control lighting, must choose lighting package separately.
5. May also be used as display for specialty controls, chose specialty controls separately.
6. Adds 2 toggle switches to REM400.

### SPECIALTY PROPORTIONAL CONTROLS

**AADL CODE - W100**

CREM LINX Compact Remote .....\$1,097

CREM-LF LINX Compact Remote Low Force .....\$1,097

Select mounting position

MR Right

ML Left

1. Requires REM400 or REM500

### EXPANDABLE MODULES

OUT500 Output Module ..... \$645

IN200 LiNX Switch Input Module with Power ON/OFF for REM200 Series<sup>(1)</sup> ..... \$645

IN500 LiNX 9 Pin Input Module with Sip-N-Puff Nozzle<sup>(2)(3)(4)</sup> .....\$1,800  
**AADL CODE - W100**.....\$1,800

PKG32666 Therafin Sip-N-Puff Breath Tube Kit **AADL CODE - W100**..... \$440

1. Not for use with Alternative Drive Controls.
2. Only one input module per chair, requires REM400 or REM500.
3. Input module also required for any 9-pin specialty control.
4. 9 pin specialty control and Sip-N-Puff cannot both be used together.

### MOUNTING FOR DRIVER CONTROLS

FM-ML Fixed Mounting Left .....N/C

FM-MR Fixed Mounting Right .....N/C

SAQR Motion Height Adjustable Swing-Away Quad Link (Right Hand)<sup>(1)</sup> ..... \$344

SAQL Motion Height Adjustable Swing-Away Quad Link (Left Hand)<sup>(1)</sup> ..... \$344

MRR Maxx Resolve Swing-Away Joystick Mount (Right Hand)<sup>(1)</sup> ..... \$450

MRL Maxx Resolve Swing-Away Joystick Mount (Left Hand)<sup>(1)</sup> ..... \$450

1. Not available with the REM500.

### LINX ELECTRONIC ACCESSORIES

LAK LINX Access Key<sup>(1)</sup> **NOT COVERED UNDER AADL** .....\$50

MUSB Motion Dual USB ChargerN/C

1.Required for programming

### JOYSTICK TOPS

PC101A Bodypoint U Shaped Handle 3" ..... \$120

PC102A Bodypoint U Shaped Handle 4" ..... \$120

PC107A Bodypoint Rubber Dome..... \$120

1560 T Handle Flexible Joystick Extension ..... \$120

1561 Straight Handle Flexible Joystick Extension ..... \$120

1826 Chin Cup ..... \$120

1. To remove/disengage the joystick knob from the REM400 Remote pull straight up on the joystick (DO NOT TWIST) otherwise damage may occur and may void the warranty.

### BATTERY CHARGER OPTION

110CHARGER 110 Volt Battery ChargerN/C

OMIT Omit Battery Charger ..... N/C

### INSTALLATION OF BATTERIES

M34 SLD G Group 34 Battery (On Chair) .....**AADL PRICING**

24BATTERY 24 Gel Battery (On Chair) .....**AADL PRICING**

**Ultra Low Maxx Power Positioning**  
on Aviva FX

NOTE: Systems Include Seat Pan, Back Pan, and Standard Armrests. They are designed for use with a 2" - 3" cushion

Dealer Name: \_\_\_\_\_

Dealer Account Number: \_\_\_\_\_

PO #: \_\_\_\_\_

Tag: \_\_\_\_\_

**REHAB SEAT**

D0195 Ultra Low Maxx Rehab Seat<sup>(1)</sup> ..... \$2,995

1. Not available with 12" Elevating Seat Lift Module, Order Ultra Low Maxx Elevating Lift Seat Only.

**POWER POSITIONING SYSTEMS**

MDCGT-50 Ultra Low Maxx CG Tilt (50°) Only ..... \$6,969

MDCGT-45 Ultra Low Maxx CG Tilt (45°) Only<sup>(1)</sup> ..... \$6,969

MDCGTRESR-50 Ultra Low Maxx CG Tilt (50°) & Power Recline (170°) w/Extended Shear Reduction(ESR) ..... \$11,569

MDCGTRESR-45<sup>(1)</sup> Ultra LowMaxx CG Tilt (45°) & Power Recline (170°) w/Extended Shear Reduction(ESR) ..... \$11,569

MDCGTRPSB-50 Ultra Low Maxx CG Tilt (50°) & Power Recline (170°) w/Power Sliding Back(PSB) ..... \$12,069

MDCGTRPSB-45<sup>(1)</sup> Ultra Low Maxx CG Tilt (45°) & Power Recline (170°) w/Power Sliding Back(PSB)<sup>(1)</sup> ..... \$12,069

MDRESR Ultra LowMaxx Power Recline (170°) w/Extended Shear Reduction(ESR) ..... \$10,350

MDRPSB Ultra LowMaxx Power Recline (170°) w/Power Sliding Back(PSB)<sup>(2)</sup> ..... \$10,850

MDES12 Ultra Low Maxx 12 " Elevating Lift Seat Only<sup>(3)</sup> ..... \$4,995  
Weight capacity up to 250lbs

- 1. Tilt will be reduced to 45° if adding an Elevating Lift Seat Module
- 2. Only available on seat sized 17" wide and greater
- 3. Not available on seat sizes greater than 20" wide by 20" deep.

**ADD: ELEVATING LIFT SEAT MODULE**

**CLIENT COST**

ESM12 12" Elevating Lift Seat Module<sup>(1)(2)(3)</sup> ..... \$2,495  
Weight capacity up to 250lbs

- 1. Uses an integrated Tilt/Lift mechanism, tilt is 45° and the seat to floor height is not affected by the Elevating Lift Seat.
- 2. Not available on seat sizes greater than 20" wide by 20" deep
- 3. For weights greater than 175lbs tilt while elevated is not available.

**MODULES - USE ON SYSTEMS**

PRETILT 5° Fixed Pre-Tilt<sup>(1)</sup> .....N/C

ERSSP Electronic Recline Start & Stop Program Function<sup>(2)</sup> .....\$500

PRM8 8° Precline Module<sup>(3)</sup> only available with Recline .....N/C

PRM30 30° Precline Module<sup>(3)</sup> only available with Recline .....\$500

- 1. This Fixed Pre-tilt option adds approximately 2" to the front seat to floor height
- 2. Requires Multi-Function M610 through Drive Control (MFCBD). Set range between 90° and 170°.
- 3. Total degrees of recline is 170° ie. if 30° of precline is used, then 140° of recline will be available.

**ADULT SEAT WIDTH SETTINGS**

SW116 16" Wide (Adjustable from 16" to 20")..... N/C

SW117 17" Wide (Adjustable from 16" to 20") ..... N/C

SW118 18" Wide (Adjustable from 16" to 20") ..... N/C

SW119 19" Wide (Adjustable from 16" to 20") ..... N/C

SW120 20" Wide (Adjustable from 16" to 20") ..... N/C

W219 19" Wide (Adjustable from 19" to 22") ..... \$460

W220 20" Wide (Adjustable from 19" to 22")..... \$460

W221 21" Wide (Adjustable from 19" to 22") ..... \$460

W222 22" Wide (Adjustable from 19" to 22") ..... \$460

**ADULT ULTRA RAIL SEAT DEPTH SETTINGS**

SD116 16" Deep (Adjustable from 16" to 21") ..... N/C

SD117 17" Deep (Adjustable from 16" to 21") ..... N/C

SD118 18" Deep (Adjustable from 16" to 21") ..... N/C

SD119 19" Deep (Adjustable from 16" to 21") ..... N/C

SD120 20" Deep (Adjustable from 16" to 21") ..... N/C

D219 19" Deep (Adjustable from 19" to 23") ..... \$460

D220 20" Deep (Adjustable from 19" to 23") ..... \$460

D221 21" Deep (Adjustable from 19" to 23") ..... \$460

D222 22" Deep (Adjustable from 19" to 23") ..... \$460

D223 23" Deep (Adjustable from 19" to 23") ..... \$460

**SMALL ADULT SEAT WIDTH SETTINGS<sup>(1)</sup>**

W314 14" Wide (Adjustable from 14" to 15")..... \$250

W315 15" Wide (Adjustable from 14" to 15") ..... \$250

**SMALL ADULT SEAT DEPTH SETTINGS<sup>(1)</sup>**

D314 14" Deep (Adjustable from 14" to 18") ..... \$250

D315 15" Deep (Adjustable from 14" to 18") ..... \$250

D316 16" Deep (Adjustable from 14" to 18") ..... \$250

D317 17" Deep (Adjustable from 14" to 18") ..... \$250

D318 18" Deep (Adjustable from 14" to 18") ..... \$250

- 1. Small Adult Seat Size - weight limit is 175 lbs on these seat sizes and if recline is selected it may be limited to 165° of recline. You must select both small adult seat width and depth together.

**MATRIX SEATING OPTIONS**

Matrix Cushions available on page 10

Matrix Backs available on page 11

Matrix Headrests available on page 12



Dealer Name: \_\_\_\_\_

Dealer Account Number: \_\_\_\_\_

PO #: \_\_\_\_\_

Tag: \_\_\_\_\_

### CHEST STRAPS

#### AADL SEATING BENEFIT

- MFUS BP Monoflex, Underarm RLS S(3" x 15.5") ..... \$195
- MFUM BP Monoflex, Underarm RLS M(4" x 18.25") ..... \$195
- MFUL BP Monoflex, Underarm RLS L(4.5" x 21.5") ..... \$195
- MFCS BP Monoflex, Center RLS S(2.5" x 15.5") ..... \$195
- MFCM BP Monoflex, Center RLS M(3.25" x 18.25") ..... \$195
- MFCL BP Monoflex, Center RLS L(3.5" x 21.5") ..... \$195
- PFLEX-M PostureFlex Abdominal Support  
Height 6.5", length 16" to 23" ..... \$295
- PFLEX-L PostureFlex Abdominal Support  
Height 7", length 20" to 32" ..... \$295
- QRTAB Quad release tab for easy independent  
application and removal of PostureFlex ..... \$35

### LAP BELTS

- BELT48 Push Button Style Lap Belt, Length 48" ..... STD
- BELT60 Push Button Style Lap Belt, Length 60" ..... N/C
- BELT71 Push Button Style Lap Belt, Length 71" ..... N/C
- PLB2 Bodypoint Padded Lap Belt 2 Point<sup>(1)</sup> ..... \$250
- PLB4 Bodypoint Padded Lap Belt 4 Point<sup>(1)</sup> ..... \$315

1. 67" length only option

### MOTION CONCEPTS HEADREST OPTIONS

- MCSH Motion Concepts Standard<sup>(1)</sup> ..... N/C
- MCOH Motion Concepts Auto Style<sup>(1)</sup> ..... \$235
- FM Fixed Mounting (non-removable)<sup>(2)</sup> ..... N/C
- OHR Omit: Headrest ..... N/C

1. Must select Fixed Mounting (FM) or Matrix Headrest Hardware on page 12.  
2. Only compatible with Standard Rehab, Contour or High Back Models. All other upgradeable backs require removeable hardware.

### MATRIX HEADRESTS OPTIONS

- Matrix Elan Headrests and Hardware  
available on page 12



### FINISHED BACK HEIGHT<sup>(1)(2)</sup> FOR TILT ONLY/ELEVATE ONLY

- 18" FBT18
- 19" FBT19
- 20" FBT20
- 21" FBT21
- 22" FBT22
- 23" FBT23
- 24" FBT24
- 25" FBT25

1. 4" Gap from the seat pan to the bottom of back pan is recommended.  
2. Finished back height is measured from seat pan to top of backrest.

### FINISHED BACK HEIGHT<sup>(1)(2)</sup> FOR RECLINE OR TILT/RECLINE

- 20" FBR20
- 21" FBR21
- 22" FBR22
- 23" FBR23
- 24" FBR24
- 25" FBR25
- 26" FBR26
- 27" FBR27

1. 6" Gap from the seat pan to the bottom of back pan is recommended.  
2. Finished back height is measured from seat pan to top of backrest.

### BACK CANES (NON RECLINE SYSTEMS)

- SBC18 18" Straight Back Canes ..... STD
- SBC20 20" Straight Back Canes ..... STD
- SBC22 22" Straight Back Canes ..... STD
- SBC24 24" Straight Back Canes ..... STD

#### Select Cane Angle

- 75° BA75
- 79° BA79
- 85° BA85
- 90° BA90
- 95° BA95
- 101° BA101
- 106° BA106
- 112° BA112
- 116° BA116

- ABC20 20" Angled (5°) Back Canes ..... N/C
- ABC22 22" Angled (5°) Back Canes ..... N/C
- ABC24 24" Angled (5°) Back Canes ..... N/C

#### Select Cane Angle

- 81° BA81
- 84° BA84
- 91° BA9
- 96° BA96
- 101° BA101
- 106° BA106
- 111° BA111
- 117° BA117
- 121° BA121

- EBC22 22" Endomorph Back Canes<sup>(1)</sup> ..... \$250
- EBC24 24" Endomorph Back Canes<sup>(1)</sup> ..... \$250
- EBCN1 1" Narrower ..... N/C
- EBCN2 2" Narrower ..... N/C
- EBCN4 4" Narrower ..... N/C

1. Comes standard with Cantilever Armrest Cane Mounted.

### CANE OPTIONS FOR RECLINE SYSTEMS

- BFS2 Recline Body Fit 2" Narrower<sup>(1)</sup> ..... \$995
- BFS4 Recline Body Fit 4" Narrower<sup>(1)</sup> ..... \$995
- AHH Adjustable Hooking Handles<sup>(2)</sup> (pair) ..... \$450
- RPMS Push Handles for Recline - Straight<sup>(3)</sup> (pair) ..... \$350
- RPMA Push Handles for Recline - Angled<sup>(3)</sup> (pair) ..... \$350

1. Minimum finished back widths of 16".  
2. Handle measures 6.5" high and has .75" height adjustment with angle adjustment.  
3. 4" of total vertical mounting adjustment.

### BACK OPTIONS

- SRB Standard Rehab Back & Cushion ..... \$125
- PIPF Flat Planar Interface Plate<sup>(1)</sup> ..... \$125
- PIPR Recessed Planar Interface Plate<sup>(1)(2)</sup> ..... \$125
- ORBC Omit Rigid Back & Cushion<sup>(3)</sup> ..... N/C

1. Not available on tilt only or tilt/elevate systems, for use with Recline Module.  
2. Included with all Recline Systems when no back is selected. May also be used as an interface for after market backs.  
3. Not available with Recline/ESR or Recline/PSB

### MATRIX BACKREST OPTIONS

#### AADL SEATING BENEFIT

- Matrix Backs available on page 11



Dealer Name: \_\_\_\_\_

Dealer Account Number: \_\_\_\_\_

PO #: \_\_\_\_\_

Tag: \_\_\_\_\_

**ARMRESTS (NON RECLINE SYSTEMS)**

- DP1 Adult Dual Post Adj. 9.75"-12.75" .....STD
- DP2 Adult Dual Post Adj. 12.75"-15.75" .....STD
- DP3 Adult Dual Post Adj. 15.75"-18.75" .....STD
- Select:  FP Flat Pouch .....STD
- GB Glove Boxes .....N/C
- OAL ADD: OutBack Arm Option Left<sup>(1)</sup> each .....\$195
- OAR ADD: OutBack Arm Option Right<sup>(1)</sup> each .....\$195
- RMCAN Ultra Rail Seat Mnt Flip Back Cantilever  
MAXX Tilt Arm (9-12.5")<sup>(2)</sup> .....\$488
- DPM ADD: Dual Post Module to RMCAN (pair) .....\$250
- OCTA1 Outback Cantilever Tilt Armrest 9"-12"<sup>(3)</sup> .....\$488
- OCTA2 Outback Cantilever Tilt Armrest 12"-15"<sup>(3)</sup> .....\$488
- CAFEB Cantilver Arms for Endomorph  
Back Canes (pair) (see page 4)<sup>(3)</sup> .....STD

1. Only available with Dual Post Armrests.  
2. Mounts to Seat Rail. Slotted upper tube for infinite fore/aft adjustment of arm pad.  
3. Not available with Small Adult Sizes.

**RECLINE ARMRESTS**

- RC1 Reclining Adjustable Height. 9.5"-13" .....STD
- RC2 Reclining Adjustable Height. 13"-16" .....STD
- OAL ADD: OutBack Arm Option Left<sup>(1)</sup> each .....\$195
- OAR ADD: OutBack Arm Option Right<sup>(1)</sup> each .....\$195
- MCAN1 Maxx Style Cane Mounted Height, Width  
and Angle Adjustable Cantilever Flip Back  
Armrests for Recline Systems 9.5"-13" .....\$488
- MCAN2 Maxx Style Cane Mounted Height, Width  
and Angle Adjustable Cantilever Flip Back  
Armrests for Recline Systems 12.5"-16" .....\$488
- OCRA1 Outback Cantilever Recline Armrest 9"-12"<sup>(2)</sup> .....\$488
- OCRA2 Outback Cantilever Recline Armrest 12"-15"<sup>(2)</sup> .....\$488
- CANQ1 Cane Mounted Height & Angle Adjustable  
Cantilver Flip Back Armrest 9.5"-12"<sup>(2)</sup> .....\$488
- CANQ2 Cane Mounted Height & Angle Adjustable  
Cantilver Flip Back Armrest 10"-13"<sup>(2)</sup> .....\$488
- CANQ3 Cane Mounted Height & Angle Adjustable  
Cantilver Flip Back Armrest 13"-16"<sup>(2)</sup> .....\$488

1. Only available with Reclining Armrests.  
2. Not available with Small Adult Sizes.

**ARMREST TUBE LENGTH - PLEASE SPECIFY**

- ATFL Left Full ..... STD
- ATDL Left Desk ..... STD
- ATFR Right Full ..... STD
- ATDR Right Desk ..... STD

**ARMPADS**

- Standard**
- SAPFL Left Full (2.25" x 14") ..... STD
  - SAPDL Left Desk (2.25" x 10") ..... STD
  - SAPFR Right Full (2.25" x 14") ..... STD
  - SAPDR Right Desk (2.25" x 10") ..... STD

**Waterfall Arm Pads<sup>(1)</sup>**

- WAPFL Left Full (13") .....N/C
- WAPDL Left Desk (9") .....N/C
- WAPFR Right Full (13") .....N/C
- WAPDR Right Desk (9") .....N/C

**Modular Arm Pad - Left<sup>(2)</sup>**

**AADL SEATING BENEFIT**

- MAPTFL Left Tray Full (14") .....\$95
- MAPTDL Left Tray Desk (10") .....\$95

Select Pad Insert below:

- ISSFL Iskin - Integrated soft skin foam
- SCVFL Startex Covered Visco foam

**Modular Arm Pad - Right<sup>(2)</sup>**

**AADL SEATING BENEFIT**

- MAPTRF Right Tray Full (14") .....\$95
- MAPTRD Right Tray Desk (10") .....\$95

Select Pad Insert below:

- ISSFR Iskin - Integrated soft skin foam
- SCVFR Startex Covered Visco foam

**Flat Multi Position Arm Pads**

**CLIENT JUSTIFICATION**

- MPAFL Left Full (14") .....\$150
- MPADL Left Desk (10") .....\$150
- MPAFR Right Full (14") .....\$150
- MPADR Right Desk (10") .....\$150

**Gel Pads**

**AADL SEATING BENEFIT**

- GAPNL Narrow Left (2" x 12") .....\$88
- GAPNR Narrow Right (2" x 12") .....\$88
- GAPWL Wide Left (3.5" x 12") .....\$96
- GAPWR Wide Right (3.5" x 12") .....\$96
- GAPLL Long Left (3.5" x 14") .....\$103
- GAPLR Long Right (3.5" x 14") .....\$103

**Arm Troughs**

**AADL SEATING BENEFIT**

- EATL Ergonomic Arm Trough - Left .....\$121
- EATR Ergonomic Arm Trough - Right .....\$121
- FHPL Flat Hand Pad - Left<sup>(3)</sup> .....\$91
- FHPR Flat Hand Pad - Right<sup>(3)</sup> .....\$91

**Arm Pad Storage/Cup Holder<sup>(4)</sup>**

**CLIENT COST**

- APSL Left .....\$295
- APSR Right .....\$295
- OMIT Omit Armpads(7/8" diameter tube) .....N/C

1. Full length pad not compatible with the desk length armrest tube if using Ultra Rail mounted Tilt Arms.  
2. Requires interchangeable pad insert.  
3. Must order with ergonomic arm trough.  
4. Not available on the joystick side.

Dealer Name: \_\_\_\_\_

Dealer Account Number: \_\_\_\_\_

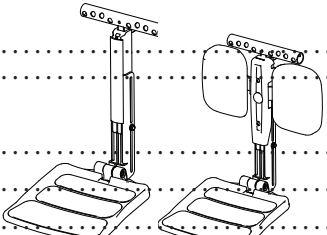
PO #: \_\_\_\_\_

Tag: \_\_\_\_\_

**ELBOW BLOCKS**

Elbow Blocks available on page 14

**MANUAL CENTER MOUNT FRONT RIGGING**

- MSFCMFP Maxx Style Fixed Center Mount Foot Platform<sup>(1)(2)</sup> .....\$395  
With Quick Release Height Adjustment
  - IFP Comes with a rubber coated footplate (11.5" W x 10") .....N/C
  - ICP Individual calf pads .....\$200
- Select seat pan to footplate:
- SPTF1 9" - 13" ..... N/C
  - SPTF14 13" - 19" ..... N/C
- Set at:
- SA70 Set at 70° ..... N/C
  - SA90 Set at 90° ..... N/C
  - SA97 Set at 97° ..... N/C
- 

1. Depth adjustable, and easy slide adjustment for seat pan to foot plate extension.  
2. 3" ground clearance required.

**POWER CENTER MOUNT FOOT PLATFORM**

MUST BE COMPLETED	Measurement in Inches
Knee to Heel:	
Cushion Thickness: (Subtract)	
Cushion Compression: (Add)	
Seat Pan to Footplate: (Total)	

**LNX Power Center Mount Foot Platform<sup>(1)(2)</sup> CLIENT COST**

- LNX 13" - 19" Seat pan to footplate .....\$3,200
  - LNXA 10" - 14" Seat pan to footplate .....\$3,200
- Options
- LIFF Comes with a rubber coated footplate (11.5" W x 10") ..... STD
  - LICP Comes standard with individual calf pads ..... STD
  - OPCP One Piece Malleable Calf Panel ..... \$250
  - PFO Plantar Flex Option for LNX Foot Platform<sup>(3)</sup> ..... \$250
  - LSFP Latitude Style Foot Platform ..... \$2,995  
For finished knee to heel measurements of 6.5"-12"
  - LSPFP Latitude Style Padded Foot Plate .....\$250

1. 3" ground clearance required.  
2. Available on Adult Systems 17" deep and greater and on Small Adult Sizes 15" deep and greater. For shorter seat depths call Customer Service for other options.  
3. Only available with Foot Platform Options

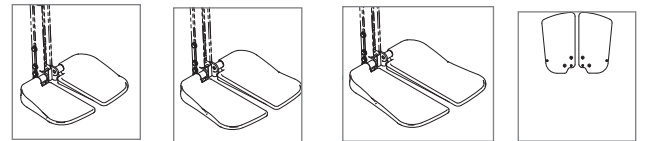
**FOOT PLATFORM OPTIONS FOR FIXED/LNX CMFP**



- SFFP Small Foot Platform<sup>(1)</sup>(12"w x 8.5"d) ..... \$180
- MFFP Medium Platform<sup>(1)</sup> (12"w x 10.75"d) ..... \$180
- LFFP Large Platform<sup>(1)</sup> (14.5"w x 13"d) ..... \$250
- XLFFP Extra Large Platform<sup>(1)</sup> (17"w x 13"d) ..... \$250
- XXLFFP Extra Extra Large Platform<sup>(1)</sup> (21"w x 13"d) ..... \$250

1. May need to adjust leg position to avoid interference with front castors

**INDIVIDUAL FOOT PLATES FOR FIXED/LNX CMFP**



- IFSL Small<sup>(1)</sup> - (5" x 7.5" deep) - Left ..... \$165
- IFSR Small<sup>(1)</sup> - (5" x 7.5" deep) - Right ..... \$165
- IFML Medium<sup>(1)</sup> - (5.5" x 9.5" deep) - Left ..... \$165
- IFMR Medium<sup>(1)</sup> - (5.5" x 9.5" deep) - Right ..... \$165
- IFLL Large<sup>(1)</sup> - (6" x 11.5" deep) - Left ..... \$165
- IFLR Large<sup>(1)</sup> - (6" x 11.5" deep) - Right ..... \$165
- MFOL Multi-Axis Optional Footplate Left (6"W x 10"D) ..... \$225
- MFOR Multi-Axis Optional Footplate Right (6"W x 10"D) ..... \$225

1. Foot plates may interfere with casters in certain configurations

**INVACARE CENTER MOUNT**

- Select seat pan to footplate:
- CTMT-FJ 9.25" - 12" ..... \$595
  - CTMT-F 12.25" - 15" ..... \$595
- Select foot plates/footboard
- SM Individual Foot Plates (5.25"W x 7.5"D) ..... \$165
  - MDM Individual Foot Plates (5.25"W x 10"D) ..... \$165
  - LRG Individual Foot Plates (5.9"W x 12"D) ..... \$165
  - CTMTFB Footboard ..... \$165
- Optional:
- CALF Invacare Calf Pads for use with CTMT<sup>(2)</sup> ..... \$268

1. 3" ground clearance required.  
2. Not available with CTMT-FJ

Dealer Name: \_\_\_\_\_

Dealer Account Number: \_\_\_\_\_

PO #: \_\_\_\_\_

Tag: \_\_\_\_\_

**MAXX STYLE POWER ELEVATING LEGRESTS**

**CLIENT COST**

- MSPPL MAXX Swing Away Power Elevating<sup>(1)(2)</sup> ..... \$2,490
- Select Power Legrest Function:
  - INDA Individual Movement ..... N/C
  - COMA Combined Movement..... N/C
  - SYNA Synchronized/Recline Movement ..... N/C
- Select Receivers:
  - RS Straight Receivers..... N/C
  - RF Flared 1" Outward Receivers ..... N/C
- Select Seat Pan to Footplate:
  - SPTF5 Length: 10"-14" ..... N/C
  - SPTF2 Length: 13"-17" ..... N/C
  - SPTF7 Length: 16"-20" ..... N/C
  - FCPMS Flat Calf Pad Option (pair) ..... \$275
  - CCPMS Curved Calf Pad Option<sup>(3)</sup> (pair) ..... \$275

1. Must choose footplate on page 8
2. Comes standard with moulded i-skin calf pads.
3. Not available on 14 and 15" seat widths. For 16" and 17" seat widths you must select flared receivers.

**MAXX STYLE MANUAL ELEVATING LEGRESTS**

- MMPPSA MAXX Swing Away Manual Elevating<sup>(1)(2)</sup> ..... \$680
- Select Receivers:
  - RS Straight Receivers.....N/C
  - RF Flared 1" Outward Receivers.....N/C
- Select Seat Pan to Footplate:
  - SPTF5 Length: 10"-14" .....N/C
  - SPTF2 Length: 13"-17" .....N/C
  - SPTF7 Length: 16"-20" .....N/C
  - FCPMS Flat Calf Pad Option (pair) ..... \$275
  - CCPMS Curved Calf Pad Option (inside with 6")<sup>(3)</sup> (pair) ..... \$275

1. Must choose footplate on page 8
2. Comes standard with moulded i-skin calf pads
3. Not available on 14 and 15" seat widths. For 16" and 17" seat widths you must select flared receivers.

**SWING AWAY LEGREST**

- HD70 Heavy Duty 70° Swing Away Footrest<sup>(pair)(1)(2)</sup> .....\$495
- Select Receivers:
  - RS Straight Receivers .....N/C
  - RF Flared 1" Outward Receivers.....N/C
- Select Seat Pan to Footplate:
  - SPTF11 Length: 6"-10" .....N/C
  - SPTF8 Length: 11"-15" .....N/C
  - SPTF2 Length: 13"-17" .....N/C
  - SPTF7 Length: 16"-20" .....N/C
  - HD70 HDFCP Flat Calf Pad Option (pair) ..... \$275
  - HD70CCP Curved Calf Pad Option<sup>(3)</sup> (inside with 6") (pair) ..... \$275
  - DCS Dynamic Coil Springs (Pair) for Heavy Duty 70° Swingaway Footrests ..... \$190
  - I70SAF Invacare 70° Swingaway Footrests (Pair) .....\$325
  - I70-CF Comes with composite foot plates ..... N/C
  - 70HDAIH Invacare 70° Non-Tapered HD Swingaway Footrests with AT5543 Adjustable Angle Foot plates, Heel Loops and Impact Guards (Pair) ..... \$457
  - 70HTAPAIH Invacare Tapered 70° Swingaway Footrests with AT5543 Adjustable Angle Footplates, Heel Loops and Impact Guards(Pair) ..... \$497
  - ALPT Longer Pivot and Slide Tube for 70° Swingaways (Pair) ..... \$132
  - RLSL Residual Limb Support - Left<sup>(4)</sup> (6.75"W x 9.75"L x 2"H) (each) ..... \$495
  - RLSR Residual Limb Support - Right<sup>(4)</sup> (6.75"W x 9.75"L x 2"H) (each) ..... \$495

1. Must choose footplate on page 8
2. Heavy duty durable construction (4.5lbs ea).
3. Not available on 14 and 15" seat widths. For 16" and 17" seat widths you must select flared receivers.
4. Swing away and removable, 50° of angle adjustment, 3.5" height adjustment and 2" of for/aft adjustment.



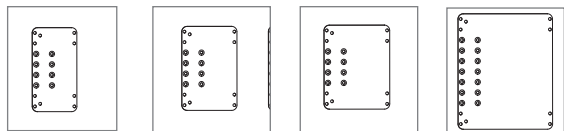
Dealer Name: \_\_\_\_\_

Dealer Account Number: \_\_\_\_\_

PO #: \_\_\_\_\_

Tag: \_\_\_\_\_

### FOOTPLATE FOR SWING AWAY/ELEVATING LEGS



1. Certain footplate sizes may not fit all seat widths depending on legrests selected.

### ADJUSTABLE ANGLE FOOTPLATES

**PRIOR APPROVAL**

<input type="checkbox"/> AFSL	Left Small Footplate (4.25"W x 8"D) .....	\$165
<input type="checkbox"/> AFSR	Right Small Footplate (4.25"W x 8"D) .....	\$165
<input type="checkbox"/> AFML	Left Medium Footplate (5.25"W x 8"D) .....	\$165
<input type="checkbox"/> AFMR	Right Medium Footplate (5.25"W x 8"D) .....	\$165
<input type="checkbox"/> AFLL	Left Large Footplate (6.25"W x 8"D) .....	\$165
<input type="checkbox"/> AFLR	Right Large Footplate (6.25"W x 8"D) .....	\$165
<input type="checkbox"/> AFXL	Left Extra Large Footplate (9"W x 11"D) .....	\$165
<input type="checkbox"/> AFXR	Right Extra Large Footplate (9"W x 11"D) .....	\$165

### MULTI-AXIS ADJUSTABLE ANGLE FOOTPLATES

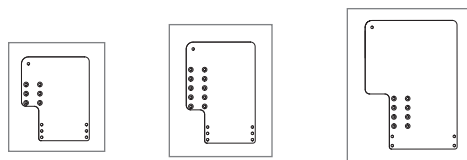
**PRIOR APPROVAL**

<input type="checkbox"/> MFSL	Left Small Footplate (4.25"W x 8"D) .....	\$225
<input type="checkbox"/> MFSR	Right Small Footplate (4.25"W x 8"D) .....	\$225
<input type="checkbox"/> MFML	Left Medium Footplate (5.25"W x 8"D) .....	\$225
<input type="checkbox"/> MFMR	Right Medium Footplate (5.25"W x 8"D) .....	\$225
<input type="checkbox"/> MFL	Left Large Footplate (6.25"W x 8"D) .....	\$225
<input type="checkbox"/> MFLR	Right Large Footplate (6.25"W x 8"D) .....	\$225
<input type="checkbox"/> MFXL	Left Extra Large Footplate (9"W x 11"D) .....	\$225
<input type="checkbox"/> MFXR	Right Extra Large Footplate (9"W x 11"D) .....	\$225

### HEEL LOOPS, CUPS AND TOE STRAPS

<input type="checkbox"/> HLL	Left Heel Loop (each) .....	\$20
<input type="checkbox"/> HLR	Right Heel Loop (each) .....	\$20
<input type="checkbox"/> HCL	Left Cup Loop (each) .....	\$20
<input type="checkbox"/> HCR	Right Cup Loop (each) .....	\$20
<input type="checkbox"/> TSL	Left Toe Strap (each) .....	\$20
<input type="checkbox"/> TSR	Right Toe Strap (each) .....	\$20

### FOOTPLATE/CUT OUTS SIZE SELECTION



1. Certain footplate sizes may not fit all seat widths depending on legrests selected

### ADJUSTABLE ANGLE FOOTPLATES/CUT OUTS

**PRIOR APPROVAL**

<input type="checkbox"/> AFCSL	Left Small Footplate (7.25"W x 9"D) .....	\$165
<input type="checkbox"/> AFCSR	Right Small Footplate (7.25"W x 9"D) .....	\$165
<input type="checkbox"/> AFCML	Left Medium Footplate (7.5"W x 11"D) .....	\$165
<input type="checkbox"/> AFCMR	Right Medium Footplate (7.5"W x 11"D) .....	\$165
<input type="checkbox"/> AFCLL	Left Large Footplate (10"W x 14"D) .....	\$165
<input type="checkbox"/> AFCLR	Right Large Footplate (10"W x 14"D) .....	\$165

### MULTI-AXIS ADJUSTABLE ANGLE FOOTPLATES/ CUT OUTS

**PRIOR APPROVAL**

<input type="checkbox"/> MFCSL	Left Small Footplate (7.25"W x 9"D) .....	\$225
<input type="checkbox"/> MFCSR	Right Small Footplate (7.25"W x 9"D) .....	\$225
<input type="checkbox"/> MFCML	Left Medium Footplate (7.5"W x 11"D) .....	\$225
<input type="checkbox"/> MFCMR	Right Medium Footplate (7.5"W x 11"D) .....	\$225
<input type="checkbox"/> MFCLL	Left Large Footplate (10"W x 14"D) .....	\$225
<input type="checkbox"/> MFCLR	Right Large Footplate (10"W x 14"D) .....	\$225

### CALF STRAPS AND CALF PANELS

<input type="checkbox"/> CSM	Body Point Airmesh Calf Strap for Chairs 15"-18" wide with 3.5" H Pad <sup>(1)</sup> .....	\$200
<input type="checkbox"/> CSL	Body Point Airmesh Calf Strap for Chairs 18"-22" wide with 3.5" H Pad <sup>(1)</sup> .....	\$200
<input type="checkbox"/> CPM	Body Point Airmesh Calf Panel for Chairs 15"-18" wide with 35.5" W x 9" H Pad <sup>(1)</sup> .....	\$295
<input type="checkbox"/> CPL	Body Point Airmesh Calf Panel for Chairs 18"-22" wide with 38.5" W x 9" H Pad <sup>(1)</sup> .....	\$315

### THORACIC LATERALS AND HIP/KNEE SUPPORTS

- Matrix Laterals please see page 12
- Maxx Laterals and Hip/Knee supports  
please see page 13

Dealer Name: \_\_\_\_\_

Dealer Account Number: \_\_\_\_\_

PO #: \_\_\_\_\_

Tag: \_\_\_\_\_

**ELECTRONIC SWITCH MOUNTING**

- ESML Left Side (Armpad)
- ESMR Right Side (Armpad)
- ESMJL Joystick Left (Mounts to Joystick Bracket)
- ESMJR Joystick Right (Mounts to Joystick Bracket)
- ESMD Do not mount

**SINGLE-DUAL FUNCTION ELECTRONICS**

- SFCB Single/Dual Function Electronics<sup>(1)</sup>..... STD

- Select Switch:
- SPBO Single Push Button
  - STO Single Toggle
  - DPBO Dual Push Button
  - SOS Omit Switch
  - JOY Through Joystick
  - SC Through Specialty Control

- Optional:
- RDE Reduced Drive for Elevating Seat<sup>(2)</sup> CLIENT COST..... \$400

- SPBSA Additional Single Push Button..... \$150
- STA Additional Single Toggle Switch..... \$150
- DPBA Additional Dual Push Button..... \$150

1. These electronics include drive lock-out and tilt limit.  
2. If reduced drive is not selected the system will be in drive lock-out when elevated.

**MULTI- FUNCTION ELECTRONICS**

- MFCB Multi-Function through Switch/Toggle<sup>(1)</sup> ..... \$1,950

- Select Switch:
- QPBO Quad Push Button
  - FWTO Four-Way Toggle
  - EWRO 8-Way Rocker<sup>(2)</sup>

- MFCBD Multi-Function through Drive Control<sup>(1)</sup>..... \$1,950

- Select Control:
- JOY Through Joystick
  - SC Through Specialty Control

- Optional:
- RDY Include Reduced Drive for Elevating Seat<sup>(3)</sup>
  - RDN Do not Induce Reduced Drive for Elevating Seat<sup>(3)</sup>

- QPBA Additional Quad Button..... \$150
- FWTA Additional Four-Way Toggle Switch ..... \$150
- EWRA Additional 8-Way Rocker<sup>(2)</sup> ..... \$255
- 10WA Additional 10-Way Switch..... \$255

1. These electronics include attendant control, drive lock-out, tilt/recline limit and actuator speed control  
2. Dual function is not available with 8-Way Rocker.  
3. If reduced drive is not selected system will be in drive lock-out when elevated.

**ELECTRONICS OPTIONS**

- M616S M616 Converter<sup>(1)</sup>..... \$125
- FTSQ Feather Touch Switch Single Function Quarter Size ..... \$295
- FTMD Feather Touch Switch Multi-Function Dual Dime Size ..... \$295
- FTMQ Feather Touch Switch Multi-Function Quad Dime Size ..... \$295
- ASL320R ASL Pulse Mechanical Switch Red ..... \$125
- ASL320G ASL Pulse Mechanical Switch Green ..... \$125
- ASL320BK ASL Pulse Mechanical Switch Black ..... \$125
- SESG Stealth Egg Switch - Single Function Green..... \$135
- SESB Stealth Egg Switch - Single Function Black ..... \$135
- PSOS Power Shut Off Switch - Toggle<sup>(1)</sup>..... \$175
- LJS Lazarus Jump Starter<sup>(1)</sup> ..... \$150
- APPS Accessory Port Power Supply<sup>(1)</sup> (3 amp capacity) ..... \$195
- TPSMH 12 Piece Switch Mounting Hardware Kit (additional kits)..... \$39

1. Not available with Single-Dual Function Electronics.

**VENT TRAYS, O2 HOLDERS, ACCESSORIES**

- For Vent Trays, O2 Holders, IV Pole and Additional Accessories  
Please see page 14 & 15

**INSTALLATION**

- MCI Motion Concepts Installation..... Included

**PLEASE SPECIFY PAGES INCLUDED WITH ORDER**

- Pages 1-9 Excludes Matrx and Maxx Seating Accessories Thoraic Supports, Hip Supports, Vent Trays and Accessories
- Pages 1-15 Complete Order Form

Total Retail Value \$ \_\_\_\_\_

**SUBMIT**

PRINT FORM
SAVE
CLEAR FORM



AADL SEATING BENEFIT

Dealer Name: \_\_\_\_\_

Dealer Account Number: \_\_\_\_\_

PO #: \_\_\_\_\_

Tag: \_\_\_\_\_

**CUSHION COVER REFERENCE GUIDE**

Cushion	Meshtex	Startex	Infection	Spacetex	Onyx
Libra/Adjust	N/A	STD	\$50	N/C	N/A
PS/PSP	N/A	STD-Reversible	STD-Reversible	N/A	N/A
Vi	STD	\$103	\$103	N/A	\$103

**MATRIX SEAT CUSHION OPTIONS**

Matrix Libra Adjust Seat Cushion 16" -20" wide ..... \$985

- LC1416-ADJ     LC1516-ADJ     LC1518-ADJ     LC1520-ADJ
- LC1616-ADJ     LC1618-ADJ     LC1620-ADJ     LC1716-ADJ
- LC1718-ADJ     LC1720-ADJ     LC1816-ADJ     LC1818-ADJ
- LC1820-ADJ     LC1916-ADJ     LC1918-ADJ     LC1920-ADJ
- LC2016-ADJ     LC2018-ADJ     LC2020-ADJ

Matrix Libra Adjust Seat Cushion 22" depth ..... \$1,265

- LC1622-ADJ     LC1722-ADJ     LC1822-ADJ
- LC1922-ADJ     LC2022-ADJ

Matrix Libra Adjust Seat Cushion 21" - 22" wide ..... \$1,265

- LC2118-ADJ     LC2120-ADJ     LC2122-ADJ
- LC2218-ADJ     LC2220-ADJ     LC2222-ADJ

Matrix Libra Seat Cushion 16" - 20" wide ..... \$745

- LC1416     LC1516     LC1518     LC1520     LC1616
- LC1618     LC1620     LC1716     LC1718     LC1720
- LC1816     LC1818     LC1820     LC1916     LC1918
- LC1920     LC2016     LC2018     LC2020

Matrix Libra Seat Cushion 22" deep ..... \$1,025

- LC1622     LC1722     LC1822     LC1922     LC2022

Matrix Libra HD Seat Cushion 21" -22" wide ..... \$1,025

- LC2118     LC2120     LC2122     LC2218     LC2220

Matrix PS Seat Cushion 16" - 20" wide ..... \$569

- PS1416     PS1616     PS1618     PS1620     PS1716
- PS1718     PS1720     PS1816     PS1818     PS1820
- PS2016     PS2018     PS2020

Matrix PS HD Seat Cushion 22" - 22" wide ..... \$975

- PS2218     PS2220     PS2222

Matrix PSP Seat Cushion 14" - 20" wide ..... \$645

- PSP1416     PSP1616     PSP1618     PSP1620
- PSP1716     PSP1718     PSP1720     PSP1816
- PSP1818     PSP1820     PSP2016     PSP2018
- PSP2020

Matrix PSP HD Seat Cushion 22" - 22" wide ..... \$995

- PSP2218     PSP2220     PSP2222

**MATRIX SEAT CUSHION OPTIONS**

Matrix Vi Seat Cushion 14" - 20" wide ..... \$624

- MA1415-VI     MA1417-VI     MA1616-VI     MA1618-VI
- MA1620-VI     MA1716-VI     MA1718-VI     MA1720-VI
- MA1816-VI     MA1818-VI     MA1820-VI     MA2016-VI
- MA2018-VI     MA2020-VI

Matrix Vi Seat Cushion 21" - 22" wide ..... \$681

- MA2016-VI     MA2018-VI     MA2020-VI     MA2218-VI
- MA2220-VI

Matrix Vi HD Seat Cushion 22" wide ..... \$840

- MA2222-VI

Matrix Multi Cushion 14" - 20" wide/reversible cover

HCPCS code E2607 ..... \$745

- MM1616     MM1618     MM1620     MM1716     MM1718
- MM1720     MM1816     MM1818     MM1820     MM2016
- MM2018     MM2020

**FABRIC OPTIONS FOR CUSHIONS**

- SFLF    Spacetex Fabric Option for  
Libra Cushion ..... N/C
- ICFL    Infection Control Fabric Upgrade for  
Libra Cushion ..... \$50
- OCUMA    Onyx Fabric Upgrade for  
Matrix Vi Cushion ..... \$103
- SFVS    Smooth side Startex Fabric Upgrade for  
Matrix Vi Cushion ..... \$103
- SFVF    Fabric side Startex Fabric Upgrade for  
Matrix Vi Cushion ..... \$103

**FABRIC OPTIONS FOR BACKS/ OTHER OPTIONS**

- EBSS    Super Soft Foam for Elite Back Upgrade ..... \$103
- OCUHB    Onyx Fabric Upgrade for High Backs ..... \$103
- WSCU    Infection Control Cover for Elite/PB Backs ..... \$103  
purchased with back
- WSC    Infection Control Cover for Elite/PB Backs ..... \$150  
purchased with without back
- CHIEB    Chest Harness Interface Kit for Elite Back<sup>(1)(2)</sup> ..... \$103
- CHIEB    Chest Harness Interface Kit for PB Back<sup>(1)(2)</sup> ..... \$52

1. Does not include the chest strap.
2. This Interface Kit is only Required for 4 point harness



AADL SEATING BENEFIT

Dealer Name: \_\_\_\_\_

Dealer Account Number: \_\_\_\_\_

PO #: \_\_\_\_\_

Tag: \_\_\_\_\_

**BACK COVER REFERENCE GUIDE**

Back	Meshtex	Infection Control	Onyx
High	STD	N/A	\$103
Elite/ Elite HD/Elite Deep	STD	\$103	N/A
Elite TR/ Elite TR HD	STD	\$103	N/A
PB/PB HD/PB Deep/PB HD Deep	STD	\$103	N/A

**UPGRADABLE BACK OPTIONS**

High Back 16" - 22" wide ..... \$595

- HB1616
- HB1618
- HB1620
- HB1716
- HB1718
- HB1720
- HB1816
- HB1818
- HB1820
- HB1916
- HB1918
- HB1920
- HB2016
- HB2018
- HB2020
- HB2116
- HB2118
- HB2120
- HB2216
- HB2218
- HB2220

Matrix Elite Back 14" - 20" wide (3" Contour) ..... \$766

- PBE1414
- PBE1416
- PBE1418
- PBE1420
- PBE1514
- PBE1516
- PBE1518
- PBE1520
- PBE1614
- PBE1616
- PBE1618
- PBE1620
- PBE1714
- PBE1716
- PBE1718
- PBE1720
- PBE1814
- PBE1816
- PBE1818
- PBE1820
- PBE1916
- PBE1918
- PBE1920
- PBE2014
- PBE2016
- PBE2018
- PBE2020

Matrix Elite HD Back 21" - 22" wide (3" Contour) ..... \$1,095

- PBE2116-HD
- PBE2120-HD
- PBE2216-HD
- PBE2220-HD

Matrix Elite Deep Back 14" - 20" wide (3" Contour) ..... \$918

- EDB1416
- EDB1418
- EDB1420
- EDB1514
- EDB1516
- EDB1518
- EDB1520
- EDB1614
- EDB1616
- EDB1618
- EDB1620
- EDB1714
- EDB1716
- EDB1718
- EDB1720
- EDB1814
- EDB1816
- EDB1818
- EDB1820
- EDB1914
- EDB1916
- EDB1918
- EDB1920
- EDB2014
- EDB2016
- EDB2018
- EDB2020

Matrix Elite Deep HD Back 21" - 22" wide (6" Contour) ..... \$1,095

- EDB2116-HD
- EDB2120-HD
- EDB2216-HD
- EDB2220-HD

Matrix Elite E2 Back 14" - 20" wide/14"/16"H(3" Contour) ..... \$965

- E2S1414
- E2S1416
- E2S1514
- E2S1516
- E2S1614
- E2S1616
- E2S1714
- E2S1716
- E2S1814
- E2S1816
- E2S1914
- E2S1916
- E2S2014
- E2S2016

**UPGRADABLE BACK OPTION**

Matrix Elite E2 Back 14" - 20" wide/18"/20"H(3" Contour) ..... \$995

- E2S1418
- E2S1420
- E2S1518
- E2S1520
- E2S1618
- E2S1620
- E2S1718
- E2S1720
- E2S1818
- E2S1820
- E2S1918
- E2S1920
- E2S2018
- E2S2020

Matrix Elite E2 Deep Back 14" - 20" wide/14"/16"H (6" Contour) ..... \$1,125

- E2D1414
- E2D1416
- E2D1514
- E2D1516
- E2D1614
- E2D1616
- E2D1714
- E2D1716
- E2D1814
- E2D1816
- E2D1914
- E2D1916
- E2D2014
- E2D2016

Matrix Elite E2 Deep Back 14" - 20" wide/18"/20"H (6" Contour) ..... \$1,155

- E2D1418
- E2D1420
- E2D1518
- E2D1520
- E2D1618
- E2D1620
- E2D1718
- E2D1720
- E2D1818
- E2D1820
- E2D1918
- E2D1920
- E2D2018
- E2D2020

Matrix Elite TR Back 15" - 20" wide (3" Contour) ..... \$866

- PBE1516-TR
- PBE1518-TR
- PBE1520-TR
- PBE1616-TR
- PBE1618-TR
- PBE1620-TR
- PBE1716-TR
- PBE1718-TR
- PBE1720-TR
- PBE1816-TR
- PBE1818-TR
- PBE1820-TR
- PBE1916-TR
- PBE1918-TR
- PBE1920-TR
- PBE2016-TR
- PBE2018-TR
- PBE2020-TR

Matrix Elite TR HD Back 21" - 22" wide (3" Contour) ..... \$1,151

- PBE2120-TRHD
- PBE2220-TRHD

Matrix PB Posture Back 14" - 20" wide (5" Contour) ..... \$734

- MPB1412
- MPB1612
- MPB1616
- MPB1620
- MPB1712
- MPB1716
- MPB1720
- MPB1812
- MPB1816
- MPB1820
- MPB2012
- MPB2016
- MPB2020

Matrix PB Posture Back Deep 14" - 20" wide (7" Contour) ..... \$892

- PBD1412
- PBD1612
- PBD1616
- PBD1620
- PBD1712
- PBD1716
- PBD1720
- PBD1812
- PBD1816
- PBD1820
- PBD2012
- PBD2016
- PBD2020

Matrix PB Heavy Duty Back 20" - 22" wide (5" Contour) ..... \$1,051

- HDB2016
- HDB2020
- HDB2216
- HDB2220

Matrix PB Heavy Duty Deep Back 20"-22" wide (5" Contour) ..... \$1,209

- DHDB2016
- DHDB2020
- DHDB2216
- DHDB2220



Dealer Name: \_\_\_\_\_

Dealer Account Number: \_\_\_\_\_

PO #: \_\_\_\_\_

Tag: \_\_\_\_\_

**MOTION CONCEPTS SINGLE POST BACKREST<sup>(5)</sup>**

- SPBMI Single Post Angle Adjustable Fold Down Back interface-Matrix Back<sup>(1)(3)(4)</sup>  
(Folds to 25° forward) ..... \$750  
 Matrix Backs available on page 11
- SPBCI Single Post Angle Adjustable Fold Down Back for Contour Back<sup>(1)(2)(3)(4)</sup>  
(Folds to 25° forward) ..... \$995
- Select Back:  CB1617  CB1717  CB1817  
 CB1917  CB2017
- OCUCB Onyx Fabric Upgrade for Contour Backs ..... \$100

1. Single Post Back is an angle adjustable back between 73° and 109° in 6° increments from 17° forward to 19° back. The back folds down and is only available for 16"-20" seat widths & 21"-24" back height. A 4" gap from bottom of back to seat pan is required.
2. Includes a Contour Back with fabric cover.
3. This option is not available with a vent tray and has a 250lb weight capacity.
4. Cane mounted armrest are not available with this option.

**MATRIX ELAN HEADREST PAD<sup>(1)(2)</sup>**

- ESP6 Matrix Elan Standard Pad 6" ..... \$310
- ESP10 Matrix Elan Standard Pad 10" ..... \$310
- ESP14 Matrix Elan Standard Pad 14" ..... \$310
- EOP9 Matrix Elan Occipital Pad 9" ..... \$341
- EOP12 Matrix Elan Occipital Pad 12" ..... \$341
- E4PTSM Matrix Elan 4-Point Pad 9"W x 7"H..... \$448
- E4POINT Matrix Elan 4-Point Pad 11"W x 10"H ..... \$448
- ESP6-IC Matrix Elan Standard Pad 6" with Infection Control ..... \$335
- ESP10-IC Matrix Elan Standard Pad 10" with Infection Control ..... \$335
- ESP14-IC Matrix Elan Standard Pad 14" with Infection Control ..... \$335
- EOP9-IC Matrix Elan Occipital Pad 9" with Infection Control ..... \$366
- EOP12-IC Matrix Elan Occipital Pad 12"with Infection Control ..... \$366
- E4PTSM-IC Matrix Elan 4-Point Pad 9"W x 7"H with Infection Control ..... \$473
- E4POINT-IC Matrix Elan 4-Point Pad 11"W x 10"H with Infection Control ..... \$473

1. Not compatible with sling back (ASBA-2)
2. If mounting on PB Elite must order removable hardware

**HEADREST MOUNTING HARDWARE OPTIONS<sup>(1)</sup>**

- LXSHW Loxx Standard Hardware (15" Vertical Post) ..... \$275
- LXMMH Loxx Mini Hardware (11" Vertical Post)..... \$275
- MEHWRE Elan Hardware (15" Vertical Post)..... \$285
- MEMH Elan Mini Hardware (11" Vertical Post) ..... \$285
- MEHW-EXT Elan Extended Hardware (Extra Link) ..... \$320

1. Only compatible w/Standard Rehab, Contour & High Back Models. All other head rests REQUIRE an upgrade to Removable Hardware.

**MATRIX FIXED LATERALS - FOR ELITE AND ELITE TR BACKS**

**AADL SEATING BENEFIT**

- E2FLL Matrix E2 Fixed Laterals-Left(6.5x5")<sup>(1)</sup> ..... \$195
- E2FLR Matrix E2 Fixed Laterals-Right(6.5x5")<sup>(1)</sup> ..... \$195
- PBSSL Matrix Small Lateral Fixed-Left(3x5.5") ..... \$113
- PBSSR Matrix Small Lateral Fixed-Right(3x5.5") ..... \$113
- PBLSL Matrix Standard Lateral Fixed-Left(7.5x5") ..... \$116
- PBLSR Matrix Standard Lateral Fixed-Right (7.5x5") ..... \$116
- PBOLL Matrix Offset Lateral Fixed Left ..... \$125
- PBOLR Matrix Offset Lateral Fixed Right ..... \$125

1. Only available on the E2 backrests.

**MATRIX SWING AWAY LATERALS - FORELITEANDELITETRBACKS**

**AADL SEATING BENEFIT**

Matrix Lateral Trunk Support Left<sup>(1)</sup>

- EPADXL Size XS (3.25x4.25") ..... \$115
- EPADSL Size S (3.5x5.25") ..... \$115
- EPADM L Size M (3.75x5.75") ..... \$115
- EPADL L Size L (4.25x6.5") ..... \$115

Matrix Lateral Trunk Support Right<sup>(1)</sup>

- EPADX R Size XS (3.25x4.25")..... \$115
- EPADSR Size S (3.5x5.25") ..... \$115
- EPADM R Size M (3.75x5.75") ..... \$115
- EPADLR Size L (4.25x6.5") ..... \$115

1. Must choose swing away hardware below

**MATRIX SWING AWAY HARDWARE - FORELITEANDELITETRBACKS**

**AADL SEATING BENEFIT**

- SAEHBL Matrix Elite Swing Away Hardware Left ..... \$250
- SAHEBR Matrix Elite Swing Away Hardware Right ..... \$250
- OSAHL Matrix Offset Elite Swing Away Hardware Left ..... \$250
- OSAHR Matrix Offset Elite Swing Away HardwareRight ..... \$250

Dealer Name: \_\_\_\_\_

Dealer Account Number: \_\_\_\_\_

PO #: \_\_\_\_\_

Tag: \_\_\_\_\_

**MAXX LATERALS TRUNK SUPPORTS<sup>(1)</sup>**

**AADL SEATING BENEFIT**

**Left Fixed Mount Lateral Trunk Support<sup>(1)</sup>**

Select Left Trunk Support Size

- LATXL Size XS (3.25" x 4.25") ..... \$100
- LATSL Size S (3.5" x 5.25") ..... \$100
- LATML Size M (3.75" x 5.75") ..... \$100
- LATLL Size L (4.25" x 6.5") ..... \$100

**Right Fixed Mount Lateral Trunk Support<sup>(1)</sup>**

Select Right Trunk Support Size

- LATXR Size XS (3.25" x 4.25") ..... \$100
- LATSR Size S (3.5" x 5.25") ..... \$100
- LATMR Size M (3.75" x 5.75") ..... \$100
- LATLR Size L (4.25" x 6.5") ..... \$100

1. These laterals are not available with Matrix PB, PB Elite Deep and PB Deep Backs.

**MAXX STYLE SWING-AWAY TRUNK SUPPORT HARDWARE<sup>(1)</sup>**

**AADL SEATING BENEFIT**

- SALATL Left MAXX Style Swing Away HDW ..... \$195

Select Left Trunk Support Size

- LATXL Size XS (3.25" x 4.25") ..... \$100
- LATSL Size S (3.5" x 5.25") ..... \$100
- LATML Size M (3.75" x 5.75") ..... \$100
- LATLL Size L (4.25" x 6.5") ..... \$100

- SALATR Right MAXX Style Swing Away HDW<sup>(1)</sup> ..... \$195

Select Right Trunk Support Size

- LATXR Size XS (3.25" x 4.25") ..... \$100
- LATSR Size S (3.5" x 5.25") ..... \$100
- LATMR Size M (3.75" x 5.75") ..... \$100
- LATLR Size L (4.25" x 6.5") ..... \$100

- ATLL Additional Telescoping Link - Left<sup>(2)</sup> ..... \$75

- ATLR Additional Telescoping Link - Right<sup>(2)</sup> ..... \$75

1. These laterals are not available with Matrix PB, PB Elite Deep and PB Deep Backs  
2. Up to 2.75" medial offset

**FIXED HIP/KNEE SUPPORTS**

**AADL SEATING BENEFIT**

**Lateral Hip Support with Fixed Mounting Hardware Left<sup>(1)</sup>**

Select Pad Size and mounting position at Hip:

- HSPXLH Size XS (5.5"W x 4" H) mounted at Hip ..... \$120
- HSPSMLH Size S/M (7"W x 4" H) mounted at Hip ..... \$120
- HSPSLH Size S (7"W x 6" H) mounted at Hip ..... \$120
- HSPMLH Size M (9"W x 4"H) mounted at Hip ..... \$120
- HSPLLH Size L (13"W x 4"H) mounted at Hip ..... \$120

Select Pad Size and mounting position at Knee:

- HSPXLK Size XS (5.5"W x 4" H) mounted at Knee ..... \$120
- HSPSMLK Size S/M (7"W x 4" H) mounted at Knee ..... \$120
- HSPSLK Size S (7"W x 6" H) mounted at Knee ..... \$120
- HSPMLK Size M (9"W x 4"H) mounted at Knee ..... \$120
- HSPLLK Size L (13"W x 4"H) mounted at Knee ..... \$120

**FIXED HIP/KNEE SUPPORTS- CONTINUED**

**AADL SEATING BENEFIT**

**Lateral Hip Support with Fixed Mounting Hardware Right<sup>(1)</sup>**

Select Pad Size and mounting position:

- HSPXRH Size XS (5.5"W x 4"H) mounted at Hip ..... \$120
- HSPSMRH Size S/M (7"W x 4"H) mounted at Hip ..... \$120
- HSPSRH Size S (7"W x 6"H) mounted at Hip ..... \$120
- HSPMRH Size M (9"W x 4"H) mounted at Hip ..... \$120
- HSPLRH Size L (13"W x 4"H) mounted at Hip ..... \$120

Select Pad Size and mounting position at Knee:

- HSPXRK Size XS (5.5"W x 4"H) mounted at Knee ..... \$120
- HSPSMRK Size S/M (7"W x 4"H) mounted at Knee ..... \$120
- HSPSRK Size S (7"W x 6"H) mounted at Knee ..... \$120
- HSPMRK Size M (9"W x 4"H) mounted at Knee ..... \$120
- HSPLRK Size L (13"W x 4"H) mounted at Knee ..... \$120

1. Must choose swing away hardware below if required.

**REMOVABLE HIP/KNEE SUPPORT HARDWARE**

**AADL SEATING BENEFIT**

**Lift Off Removable Hardware for Hip Support**

- LOHL Left ..... \$195
- LOHR Right ..... \$195

**MAXX Style Quick Release, Removable, Multi-Axis Mounting Hardware for Hip Supports**

Select mounting position:

- MHSHLH Left mounted at Hip ..... \$215
- MHSHLK Left mounted at Knee ..... \$215
- MHSHRH Right mounted at Hip ..... \$215
- MHSHRK Right mounted at Knee ..... \$215

**Swing Away Removable Hardware for Hip Supports**

Select mounting position:

- SHSHLH Left mounted at Hip ..... \$215
- SHSHLK Left mounted at Knee ..... \$215
- SHSHRH Right mounted at Hip ..... \$215
- SHSHRK Right mounted at Knee ..... \$215

**Extended Maxx Style Quick Release, Removable, Multi-Axis Mounting Hardware for Hip Supports<sup>(1)</sup>**

Select mounting position:

- EMQHLH Left mounted at Hip ..... \$215
- EMQHLK Left mounted at Knee ..... \$215
- EMQHRH Right mounted at Hip ..... \$215
- EMQHRK Right mounted at Knee ..... \$215

1. Recommended when finished seat cushion thickness will be greater than 3.5" high.

**ELBOW BLOCKS<sup>(1)</sup>**

**AADL SEATING BENEFIT**

**Left Elbow Block**

Select Pad Size and Both Extensions:

- EBXL Size XS (3.25" x 4.25") ..... \$195
- EBSL Size S (3.5" x 5.25") ..... \$195
- EBML Size M (3.75" x 5.75") ..... \$195
- EBLL Size L (4.25" x 6.5") ..... \$195

- V3 Left Verticle Extension 3"
- V5 Left Verticle Extension 5"
- H5 Left Horizontal Extension 5"
- H7 Left Horizontal Extension 7"

**Right Elbow Block**

Select Pad Size and Both Extensions:

- EBXR Size XS (3.25" x 4.25") ..... \$195
- EBSR Size S (3.5" x 5.25") ..... \$195
- EBMR Size M (3.75" x 5.75") ..... \$195
- EBLR Size L (4.25" x 6.5") ..... \$195

- V3 Right Verticle Extension 3"
- V5 Right Verticle Extension 5"
- H5 Right Horizontal Extension 5"
- H7 Right Horizontal Extension 7"

1. Prevents arm from slipping.

**ADDITIONAL ARM ACCESSORIES**

- UCH Universal Cup Holder<sup>(1)</sup> CLIENT COST ..... \$50
- MACESL Multi Axis Upper Extremity Support<sup>(2)</sup>(each)  
Left Side ..... \$225
- MACESR Multi Axis Upper Extremity Support<sup>(2)</sup>(each)  
Right Side ..... \$225
- OAS2L 1" Offset Armrest Spacer Left(each) ..... \$125
- OAS2R 1" Offset Armrest Spacer Right(each) ..... \$125
- OAS1L 1/2" Offset Armrest Spacer Left(each) ..... \$125
- OAS1R 1/2" Offset Armrest Spacer Right(each) ..... \$125
- MPAPA Multi Purpose Arm Pad  
Adapter Block<sup>(3)</sup>(each) Quantity ( ) ..... \$35

1. Not available on the joystick side.
2. Allows rotation of the armpad, only compatible with Gel Arm pad, Flat Arm pad or Ergonomic Arm Troughs.
3. Not available with Standard Arm Pads or Waterfall Arm Pads.

**ARM ADDUCTOR PAD<sup>(1)</sup>**

- AADSL Left Small (6" x 2.25") ..... \$135
- AADSR Right Small (6" x 2.25") ..... \$135
- AADLL Left Large (8.5" x 2.25") ..... \$135
- AADLR Right Large (8.5" x 2.25") ..... \$135

1. Only availble with Modular or Flat Multi Position Arm Pads.

**VENT TRAYS<sup>(1)(2)(3)</sup>**

- ARTVTH Vent Tray - Articulating Horizontal<sup>(4)</sup> ..... \$1,350  
(14"W x 15"D x 10"H)
- ARTVTV Vent Tray - Articulating Vertical<sup>(4)</sup> ..... \$1,350  
(14.625"W x 10.125"D x 13"H)
- TRILVT Vent Tray - Trilogly 100/200 ..... \$1,350  
(14"W x 6"D)

1. The user weight limit is 225 lbs.
2. The maximum weight capacity of the vent tray is 35 lbs.
3. Vents are not standard configuration on Elevating or Precline Systems or with Single Post Backs.
4. Required for use on Recline Systems

**COMPACT-LAPTOP VENT TRAYS<sup>(1)(2)(3)</sup>**

- CVT Vent Tray ..... \$1,350
- VBHA Vent Bag Holder Articulating<sup>(4)(5)</sup> ..... \$990
- VBHNA Vent Bag Holder Non-Articulating ..... \$990

1. The user weight limit is 225 lbs.
2. The maximum weight capacity of the vent tray is 20 lbs.
3. Vents are not standard configuration on Elevating or Precline Systems or with Single Post Backs.
4. Required for use on Recline Systems.
5. Motion Concepts does not supply the Vent Bag

**TRAY OPTION<sup>(1)(2)(3)(4)</sup>**

- USAT Universal Style Articulating Tray ..... \$1,350  
(14"W x Adjustable 6"-10"D)

1. The user weight limit is 225 lbs.
2. The maximum weight capacity of the vent tray is 20 lbs.
3. Trays are not standard configuration on Elevating or Precline Systems or with Single Post Backs.
4. Required for use on Recline Systems.

**O2 HOLDERS<sup>(1)</sup>**

- NAO2H Non-Articulating O<sup>2</sup> Gas Holder ..... \$395
- AOHG Articulating O<sup>2</sup> Gas Holder  
Cylinder Style<sup>(2)(3)</sup> ..... \$1,250
- AOHL Articulating Liquid O<sup>2</sup> Holder  
(6.5" x 4.5")<sup>(2)(3)</sup> ..... \$1,250
- NAIPL Non-Articulating IV Pole User's Left ..... \$395
- NAIPR Non-Articulating IV Pole User's Right ..... \$395
- AIVP Articulating IV Pole<sup>(2)(3)</sup> ..... \$1,250

1. The user weight limit is 225 lbs. The maximum weight capacity of the O2 holder is 20 lbs.
2. Required for use on Recline Systems
3. Articulating O2 Holders are not standard configuration on Elevating or Precline Systems or with Single Post Backs.

Dealer Name: \_\_\_\_\_

Dealer Account Number: \_\_\_\_\_

PO #: \_\_\_\_\_

Tag: \_\_\_\_\_

**ADDITIONAL OPTIONS & ACCESSORIES**

**CLIENT COST**

- THS Transfer Handles 4" - 6.5" .....\$350
- THL Transfer Handles 9" - 11.5" .....\$350
- RPHS Recline Push Handles Straight<sup>(1)</sup> .....\$350
- RPHA Recline Push Handles Angled<sup>(1)</sup> .....\$350
- FFLTL Flip and Fold Away 1/2 Lap Tray  
Left Mounting(14"W x 10"D)<sup>(2)(3)</sup> .....\$795
- FFLTR Flip and Fold Away 1/2 Lap Tray  
Right Mounting(14"W x 10"D)<sup>(2)(3)</sup> .....\$795

- 1. 4" of total vertical mounting adjustment
- 2. Not available on joystick side and only available with a flat arm pad or modular arm pad.
- 3. The maximum weight capacity of the tray is 10 lbs.

**SUBMIT**

PRINT FORM

SAVE

CLEAR FORM

**NOTES**

---

---

---

---

---

---

---

---

---

---

---

---

---

---

---

---

---

---

---

---

---

---

---

---

---

---

---

---

---

---